



Compass[®] 360 Destination Management

STYLISH, SMART AND SIMPLE

OTIS

Stylish, smart and simple

At Otis we want to help you deliver the best possible experience for everyone who uses your building. That means continually innovating and evolving our products to meet the demands of our ever-changing, fast-moving world.

Compass 360 is the third generation of our advanced destination management system. It's not just fast and efficient. It's also versatile and easy to install, so it's ideal for high-rise or low-rise, new builds or modernization.

WHAT MAKES COMPASS 360 DIFFERENT?

Compass 360 takes elevator dispatching to the next level. New features include an improved dispatching algorithm, better cyber security and new security reader options. The touch screens have a one-piece glass face and no speaker holes.



INTELLIGENT DESIGN

Compass 360 has been created for environments that host busy 21st century lifestyles. We've balanced outstanding performance with the need for personalized solutions.



STYLISH

Sophisticated design is at the heart of Compass 360. With user interface screens in a range of sizes, shapes and styles, the look and feel can reflect your building aesthetics or brand ID.



SMART


You can dedicate access to particular elevators and floors, as well as deploying a VIP coded entry mode. Compass 360 also connects with your security and access systems.



SIMPLE

Compass 360 acts as a virtual concierge, smoothing people's journeys. Passengers are directed to the most appropriate elevator by the easy-to-use, intuitive wall-mounted screens.

Please note that the results mentioned may vary in each installation.



1ST GENERATION
Compass



2ND GENERATION
CompassPlus™
touch screen

3RD GENERATION

Compass 360

with all new features:

RESPONSIVE CAPACITIVE
TOUCH SCREEN TECHNOLOGY

REFINED AND MORE
STREAMLINED THAN PREVIOUS
GENERATION FIXTURES

ONE PIECE GLASS FACE
WITH NEW TOUCH SCREEN

HIDDEN SPEAKER

OPTIONAL INTEGRATED RFID
OR BLUETOOTH READER



Fingertip control

Whether your passengers are regular visitors or new to the building, with the help of Compass 360 they'll find it easy and effortless to get to the right location quickly.

VIA THE WALL-MOUNTED SCREEN

01

ENTER DESTINATION



02

RECEIVE ELEVATOR ASSIGNMENT



03

PROCEED TO ASSIGNED ELEVATOR



From hotels to hospitals...

Compass 360 brings the concept of high-performance destination dispatching to a much wider range of environments, including low-rise buildings. The three generations of Compass are now installed in over 10,000 elevators, 300 cities and 60 countries.



COMPASS 360 IS THE PERFECT SOLUTION FOR...

- Commercial buildings
- Hotels
- Mixed-use locations, including sporting venues and shopping malls
- Residential real estate
- Hospitals

Please note that the results mentioned may vary in each installation.

Change the look and feel

With a wide range of presentation styles to choose from, Compass 360 coordinates with your design vision and fits neatly into the fabric of your building.

ON-SCREEN DISPLAYS

Choose from five off-the-shelf design templates for your user interface screens, with 12 options for background color schemes, as well as a unique library of icons.

FIXTURES

There are two Compass 360 fixture options: a 7" touchpad and a 12" touchscreen. Both formats are available in four different color schemes: black, white, silver and gold.

WAYFINDING SIGNS

Eye-catching and easy to follow, with built-in chimes, our suite of wayfinding signage includes unlit static and white-light dynamic options, as well as four color choices. Rotate the back plate to mount the signs horizontally or vertically, enabling easy replacement of old horizontal hall position indicators or vertical hall lanterns in modernization projects.

CUSTOMIZED DESIGN

Prefer to create your own look for your interface screens to match the style of your building or your corporate brand? You can customize a range of features, including colors, fonts, icons and images.

Create the perfect look


Most people who come into your building will use the elevators. So, it's an ideal opportunity to reinforce the values of your design vision. Compass Create allows for a customized appearance of the fixture screens to deliver an enhanced passenger experience.

BESPOKE GRAPHIC FEATURES

Prefer a graphic approach tailored more closely to your brand identity or using specific visual references? Our team can help you create a unique style, while maintaining full functionality and compliance.

THE BUILT-IN DESIGN SUITE

There are three standard graphics packages to choose from. Four different color schemes can be combined with three different backgrounds to create an engaging and coherent visual language.



➤ ADD YOUR CHOICE OF BACKGROUND IMAGES.

➤ WITH THE HELP OF OUR DESIGN TEAM, INCORPORATE CUSTOM MESSAGING AND WAYFINDING IMAGES.

➤ ENABLE HOT KEYS ON THE HOME SCREEN.

➤ SCHEDULE SCREEN CHANGES AT SPECIFIC TIMES OF DAY.

Seamless security

To save on wiring and installation costs, optional Otis-provided security readers can be installed directly into Compass 360 fixtures. We're also happy to work with your security provider to integrate other reader options and configurations.



ACCESS

Achieve total control across your whole building over who goes where and when. Compass 360 interfaces smoothly with most major building security systems.



CREDENTIALS

Compass 360 reliably supports multiple identification methods. A range of RFID and Bluetooth card readers and frequencies are supported and can be integrated into the fixture.




AUTOMATION

Enhanced security features, such as instantly-triggered CCTV cameras, and advanced Compass features like car modes and accessibility options can be activated automatically.



Accessibility features

Compass 360 is designed to meet accessibility needs. To aid the visually impaired, the system uses high-contrast screens and verbal instructions, available at the touch of a button. The 'transit time' feature provides extra transit time to board the assigned elevator.



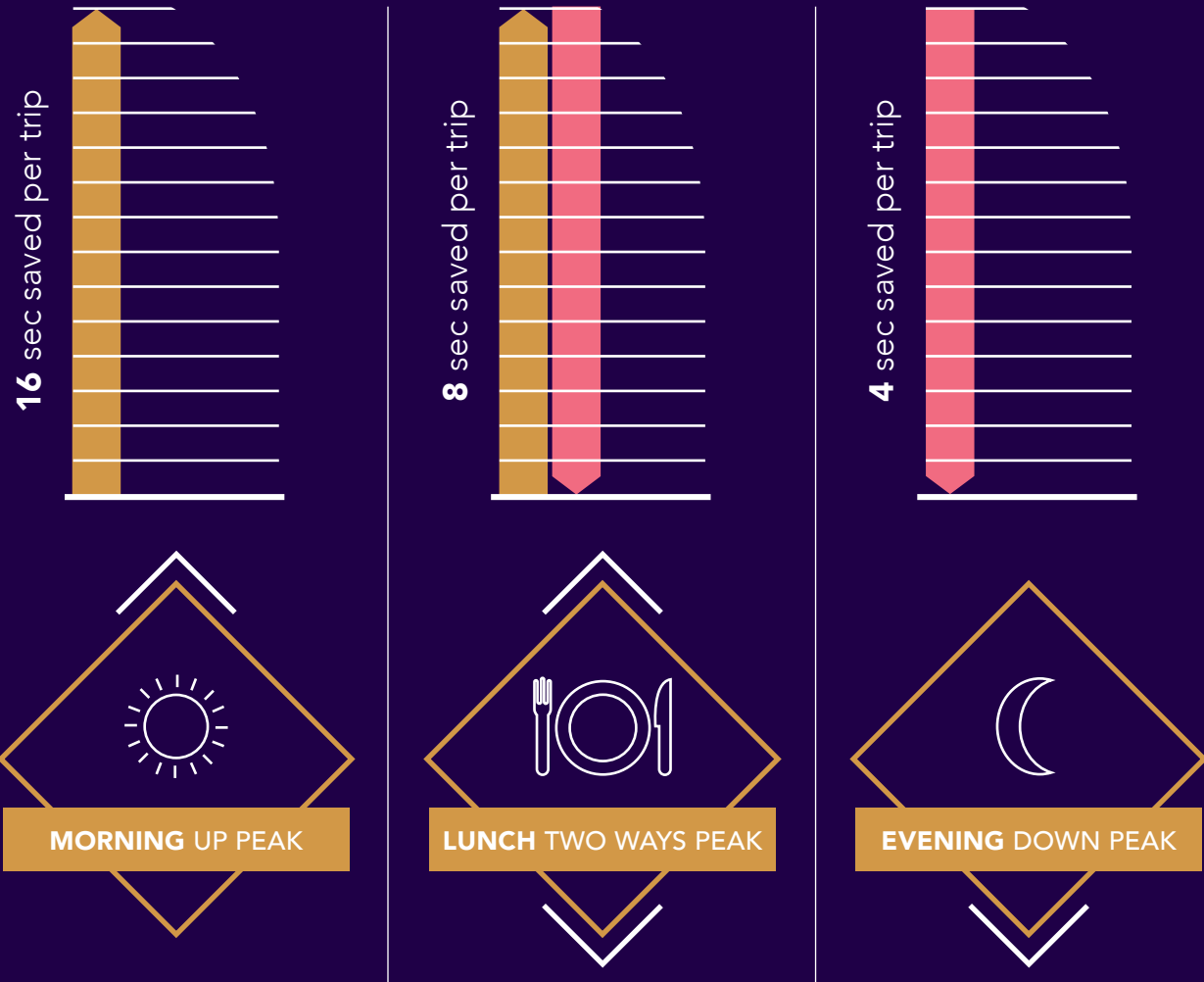
Adaptable to your needs

Compass 360 can easily be customized with a number of additional features to meet a building's individual operating requirements.

-  **DEDICATED ELEVATOR**
Facilitate or exclude access to a certain elevator car. For example, you might steer passengers towards a car with more floor space or away from a glass-walled scenic elevator.
-  **VIP MODE**
Passengers can gain exclusive VIP access to a particular elevator by using a passcode or security ID, providing an express ride to their chosen destination.
-  **UNIQUE FLOOR**
Allow access to a basement, penthouse or special floor level. Compass 360 knows which elevators to assign based on the destination floor requested.
-  **WAYFINDING**
To improve the passenger experience, Compass 360 offers different elevator call screens to navigate a building:
 - Keypad
 - Building directory
 - Building location icons
 - Restricted access screen

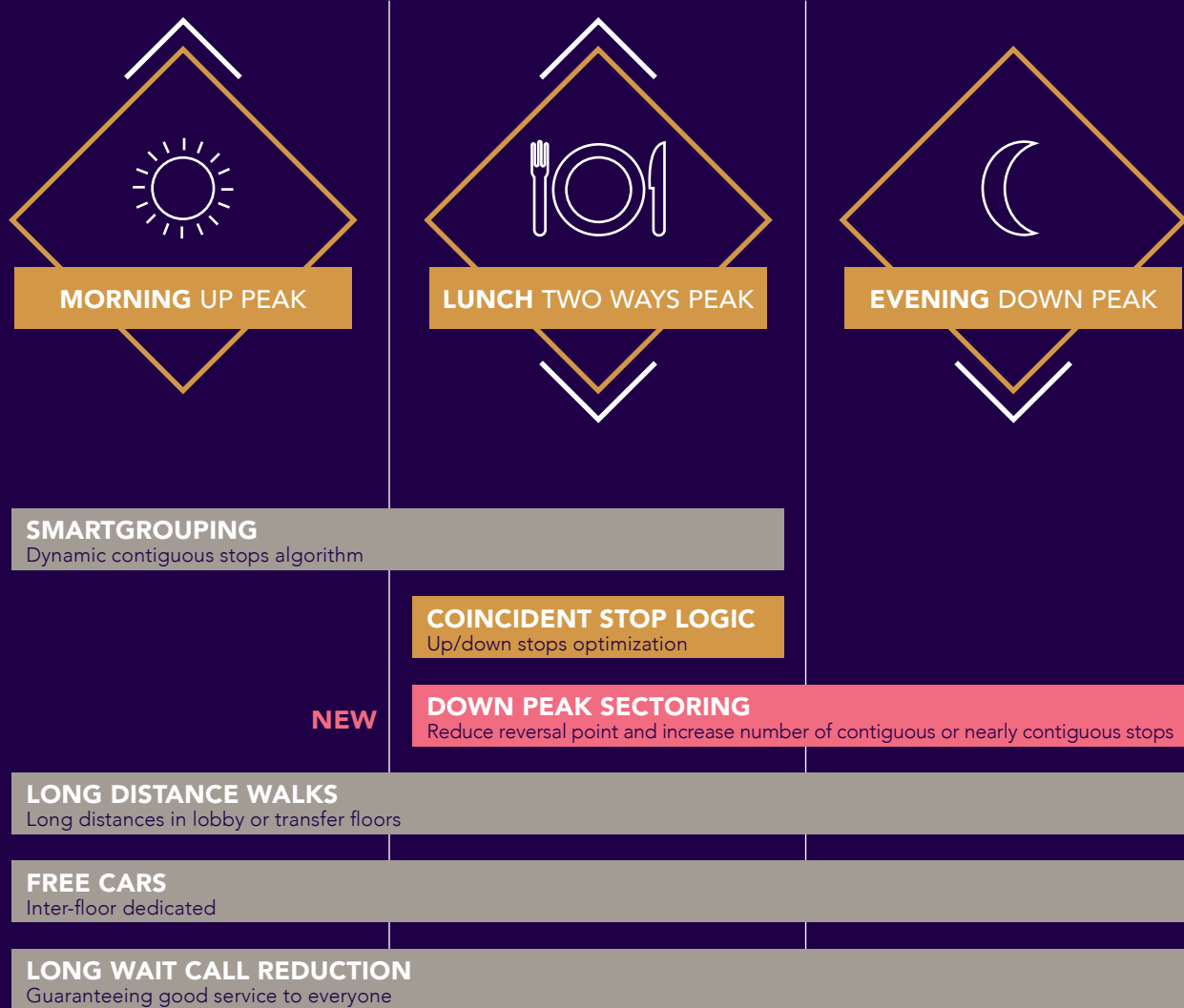
Saving time, any time

Compass 360 constantly tracks journey patterns to identify and respond to demand. The system adapts service zones to match busy 'up' peaks or quieter 'down' peaks. Algorithms match 'up' and 'down' stops, group stops at nearby floors and create more express runs.



Reactive and responsive

Throughout the day, Compass 360's smart technology continually adapts and reconfigures to optimize efficiency. Focusing on everything from contiguous stops to walk and waiting times, the sophisticated algorithms maximize opportunities to enhance the passenger experience.



Please note that the results mentioned may vary in each installation.

Tailored modernization

Around half of Compass installations are modernization projects. We know that successful modernization is all about carefully engineered transition with minimum disruption. Because project needs vary, we've created a flexible installation process.

WE OFFER THREE SEQUENCING OPTIONS:



UP-FRONT INSTALLATION

Compass 360 is installed at the start of the modernization program to enhance passenger experience from day one.



PHASED INSTALLATION

Compass 360 is installed gradually by bank (or even by car), using cross-dispatching.



POST-REFURBISHMENT INSTALLATION

Compass 360 is fully installed on all elevators at the end of the modernization works, prior to system initiation.



We keep your world moving

We're the world's largest elevator and escalator service provider. Every day our industry-leading products help two billion people get around built environments easily, quickly and reliably.

In 1861, Charles Otis made a promise: to personally ensure the safety, reliability and functionality of every elevator – without compromise. Today, that promise lives on. We call it our Otis Signature Service™.

Signature Service means putting you and your passengers at the heart of everything we do. We're harnessing emerging technology and the Internet of things to deliver the personalized experience people know and want in today's digital age. Our teams are smarter, our customers are more informed and our equipment is more efficient. At the same time, passengers enjoy the safety and comfort they've relied on from us for all these years.

It's about using modern intelligence to support a legacy of customer care with a personal touch.

Otis. We promise to keep the world moving.



Built on a legacy of innovation, Otis was founded in 1853 after Elisha Otis invented the elevator safety brake, giving rise to the modern city, transforming how people live and work, and revolutionizing architecture itself. Today, we are the world's leading company for elevator and escalator manufacturing, installation and service. We move 2 billion people a day and maintain more than 2 million customer units worldwide, the industry's largest maintenance portfolio.

We can be found in many of the world's most recognizable buildings, as well as the busiest transportation hubs and retail centers – we are everywhere people are on the move.

Headquartered in Connecticut, USA, Otis is 69,000 people strong, including 40,000 field professionals, all committed to meeting the diverse needs of our customers and passengers in more than 200 countries and territories worldwide. To learn more, visit www.otis.com and follow us on LinkedIn, Instagram, Facebook and Twitter @OtisElevatorCo.