

LINK™ ESCALATORS

Make your
building
come alive

OTIS



Connecting your customers to moments that matter

What separates a place from a destination is the experience. That starts with creating a lively atmosphere and moving customers and tenants through space in ways that guide and delight.

That's where Otis can help. Our industry-leading Link escalators have everything you want in an escalator: reliability, safety and style. They are custom-made solutions that complement your unique environment. Otis Link escalators don't just usher people to an experience, they make them a part of it.

OTIS LINK OVERVIEW

Maximum rise	39'-4" (12m)
Inclination	30°
Step width	24" (600 mm), 32" (800 mm), 40" (1000 mm)
Step chain	Inside roller
Balustrade height	3'-3 3/8" (1000mm)
Application	Indoor, semi-outdoor



Create a unique and seamless experience

Escalators are the grand staircases of your building's entrance. They should complement your architecture and design. Whether you're welcoming patrons into a luxury fashion store or busy travelers to a streamlined, minimalist airport, Link escalators give you the architectural flexibility to create an experience.

GRACEFUL LINES

From elegantly tapered handrail entry boxes that minimize safety risks to an elongated newel that gives passengers more time to grasp the handrail before getting on, every detail is made to look good and perform even better.

ARCHITECTURAL FLEXIBILITY

Experience design freedom with a compact escalator footprint and a truss design that can span greater distances without the need for cumbersome intermediate support columns.

INTEGRATED ILLUMINATION

Match the style of your space with energy-efficient LED lighting. Our balustrade illumination option allows you to change the lighting color with a click of a button.

Build an experience that lasts

A great experience leaves lasting memories on your customers. It's a shared goal to make sure people keep making those memories for years to come. To do our part, we focus on delivering a more sustainable experience. We have applied innovative thinking every step of the way – from design and manufacturing to installation and throughout the product lifecycle.



+ ENERGY EFFICIENCY

60%

less energy used compared to escalators without regenerative drives when using Otis ReGen® drives.*

+ OPTIMAL LUBRICATION

98%

less oil consumed with our high-efficiency lubrication system than manual lubrication systems.

+ SUSTAINABLE DESIGN

90%

recyclable materials used to make Link escalators. And all exposed applied finishes use an extremely durable, non-toxic powder coating technique.

*Based on internal calculations for the following conditions: daily operation of 12 hours with sleep mode. 3.5hrs at no load, 3.75hrs at 25% load, 4.5hrs at 50% load, 0.75hrs at 100% load.

Engineered to keep your world in motion

Otis moves billions of people every day, and we care about every single one. That's why Link escalators are designed for easy maintenance and maximum uptime. All of our products undergo rigorous performance, safety and lifetime qualification tests and in many cases exceed code requirements. We demand the same standards across our global supply chain. Our commitment to quality ensures Link escalators don't just set your world in motion – they keep everyone moving for years to come.

ULTIMATE UPTIME

Our step assembly makes it easier to remove and replace steps, reducing maintenance time. Step axles between step chains allow for step removal without compromising alignment. And with our Dr. Step™ diagnostic tool, Otis mechanics can quickly assess escalator performance and quality during a routine service visit.

BUILT TO LAST

Link escalators are fortified with unique rectangular steel tube trusses for enhanced structural rigidity with seal welds to protect from internal corrosion. Our truss design also spans greater distances without cumbersome intermediate supports.

DESIGNED TOUGH

We monitor over 50 critical safety features during the manufacturing process. Every step is subjected to a 20 million cycle dynamic load test rather than the standard five million cycles.

People are at the center of everything we do

We think about our passengers, how they may step or misstep onto a Link escalator, and how they might experience the ride differently. Then we design for safety to deliver the best ride possible.



SMARTER DESIGN

The tapered handrail entry box design with deflectors hide the entry point and minimize risk of contact by passengers. Safety brushes guide passengers away from skirt panels. And low-friction coating on the skirt panels reduces friction to prevent objects from getting caught.



ENHANCED MONITORING

Link escalators are equipped with the Multifunction Escalator Safety Device, an advanced electronic safety system that activates the brakes quickly and consistently when it detects an issue.




SAFER MAINTENANCE

At Otis, safety comes first – whether it's for your riders or our employees. From enhanced safety features in our products to job site procedures like self-audit and hazard scans, we provide improved protection for our service technicians.



OTIS INNOVATION

The SAHS system adjusts handrail tension to an appropriate level at all times, which eliminates any potential issues. If the handrail is too loose or too tight, the tension level is adjusted dynamically and automatically through a control signal that is sent to the SAHS motor.



SAHS: Self-Adjusting Handrail System illustration

Life never stops moving – we keep it that way

Our mechanics see your building as their own. That's why our 31,000 service professionals work around the clock to keep your equipment operating like new, every day. With our maintenance program, you also have access to our 24-hour customer call center, centralized spare parts delivery and dedicated around-the-clock service support.

MODERNIZATION MADE EASY

Purchasing an Otis escalator means our team will be there when it's time to upgrade or enhance your escalator with a personalized modernization plan that guarantees the least disruption to your schedule – and your budget.

INFORMATION AT YOUR FINGERTIPS

With the eService customer portal and mobile app, you have instant online access to important information about your escalator system – 24 hours a day. You can view performance data, place service calls and handle invoices – all from your computer, tablet or mobile device.

Going above and beyond

At Otis, we believe that when it comes to safety, just meeting code is not enough. That's why we deliver a wide range of superior safety features to avoid entrapment, freewheeling and other safety risks. See all of our standard and premium safety features at [otis.com](https://www.otis.com) or talk to your sales representative.

01. Anti-static brush for step
02. Comb plate safety device
03. Floor plate contacts
04. Handrail entry device
05. Chain and step wheel control contact
06. Step chain control contacts
07. Missing step device
08. Emergency stop button
09. Upthrust track device
10. Skirt panel safety device
11. Handrail speed monitoring device
12. Non-reversal device
13. Overspeed monitoring device
14. Motor thermal device
15. Auxiliary brake



Customized for your building


With one of the widest selections of finishes for steps, balustrades and railings, our products are designed to harmonize with and enhance any building or project.

HANDRAILS



Black Red Beige Blue French gray Green Carbon black

HANDRAIL ENTRY BOX



Black aluminum

DECKING




Hairline stainless-steel (Avail. 304 + 316)

SKIRT PANEL




Hairline stainless-steel transparent low-friction coated (Avail. 304 + 316)



Powder low-friction-coated black sheet steel

STEP




Aluminum black


BALUSTRADE PANEL



Aluminum gray



Stainless steel



Clear

*Available with yellow demarcation lines

Extra clear

Smoked

Bronze


Green

BALUSTRADE LIGHTING




Blue

SKIRT PANEL LIGHTING




Blue

UNDER STEP LIGHTING



Green

COMB LIGHTING



Blue

Green

*Also available in White, Warm White, Red, and RGB Color Mode


*Also available in White, Warm White, and Red

*Also available in White, Warm White, Red, and Yellow

NOTE: Link is also available with a high deck sloped opaque design. Please contact your local Otis sales rep for details.

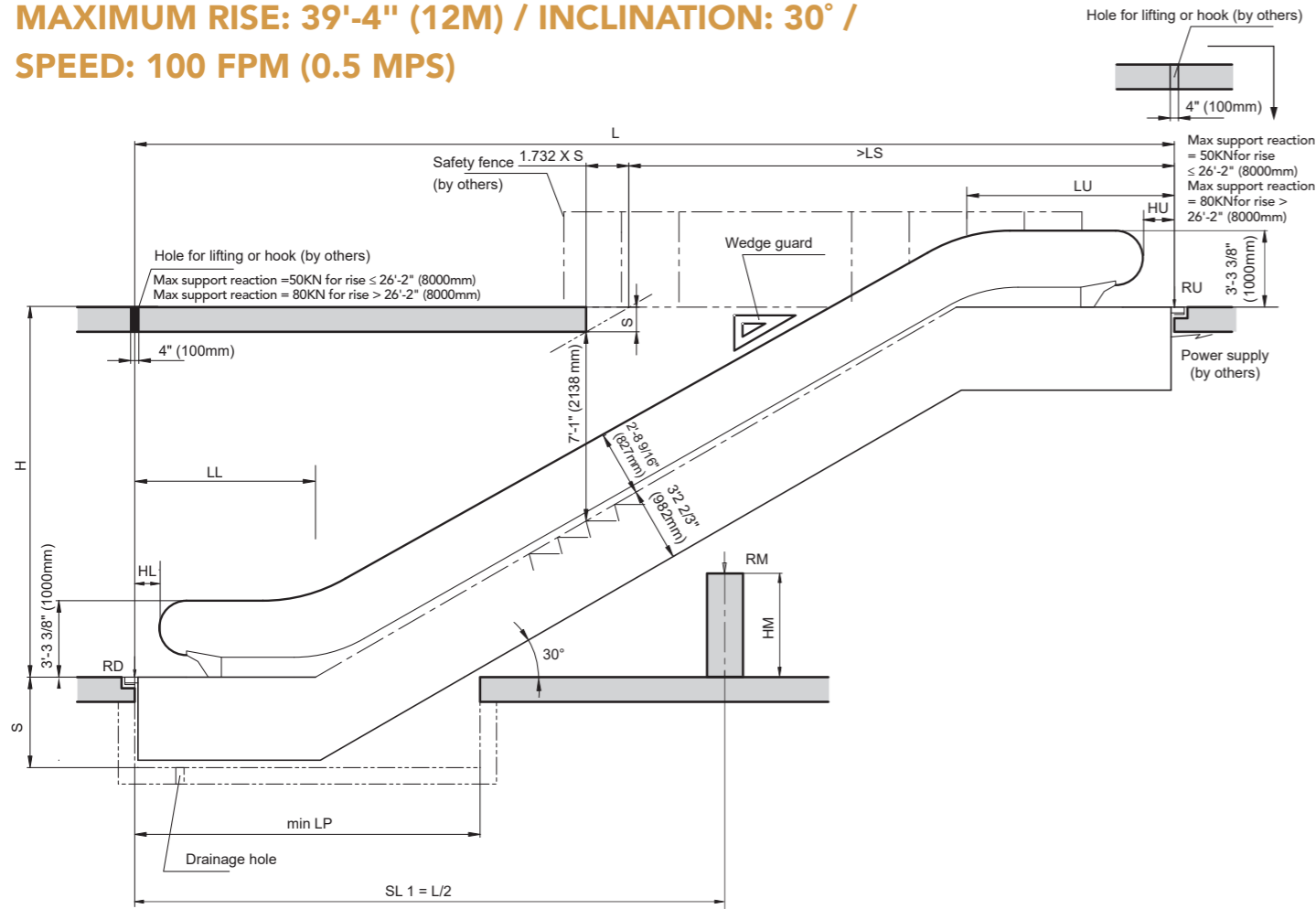
The power of smarter design is now at your fingertips with the Otis escalator design tool. Easily customize materials, aesthetic features, lighting and more.

> Design your custom escalator at [otis.com](https://www.otis.com)



Link 30° specifications

**MAXIMUM RISE: 39'-4" (12M) / INCLINATION: 30° /
SPEED: 100 FPM (0.5 MPS)**



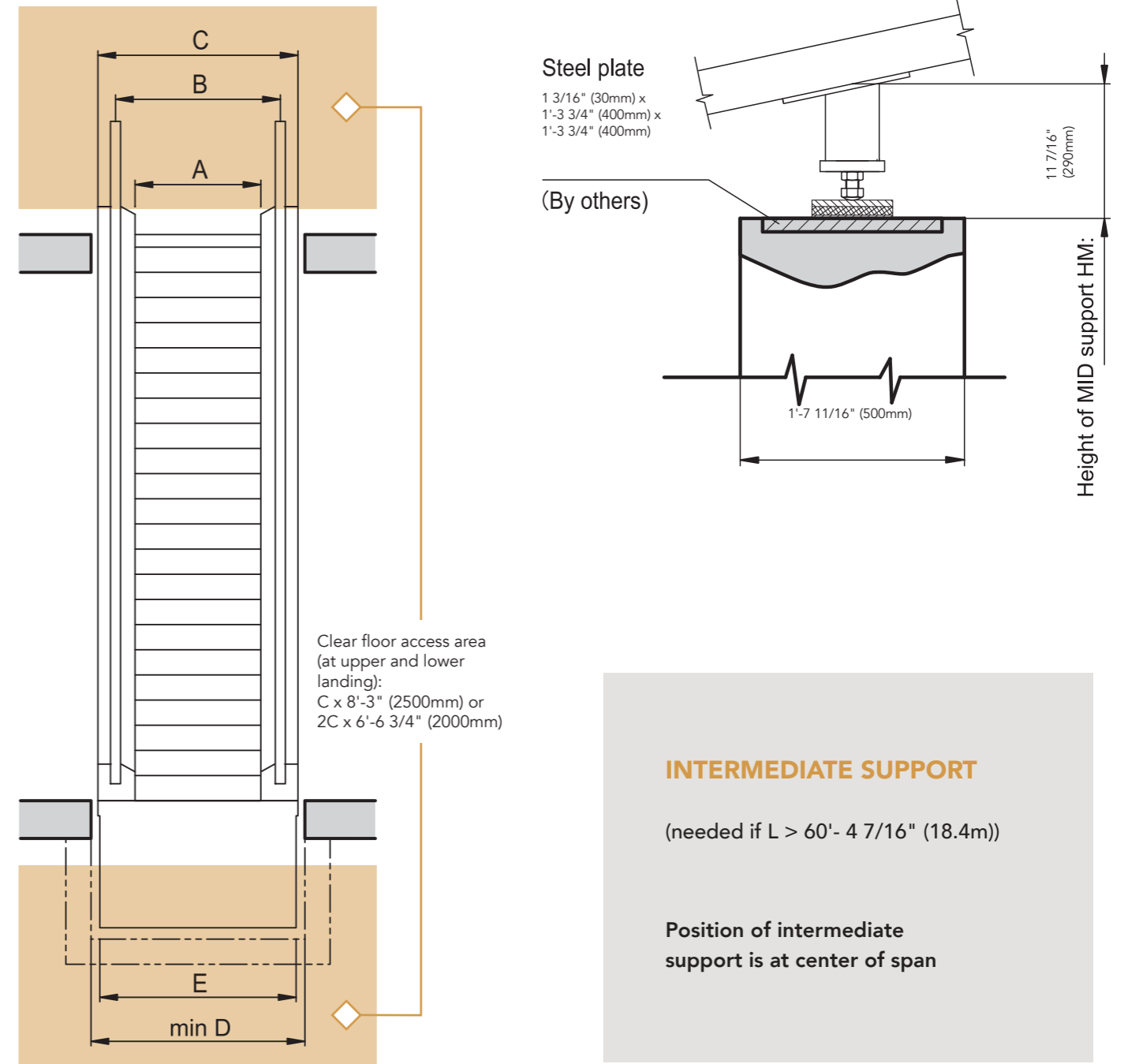
Rise H (mm)	Step Width A (mm)	Span L* (mm)	Min LP (mm)	LU (mm)	LL (mm)	LS (mm)	HU (mm)	HL (mm)	Pit Depth S** (mm)
Up to 26'-2" (8000) with 2 Flat Steps	40" (1000)	1.732H + 16'-2 1/8" (4931)	14'-6 1/4" (4426)	8'-5 15/16" (2589)	7'-8 3/16" (2342)	21'-6 3/4" (6573)	0'-9 3/4" (248)	0'-9 3/4" (248)	3'-5 5/8" (1057)
	32" (800)	1.732H + 17'-3 15/16" (5281)	9'-7 11/16" (2939)	8'-8 5/16" (2649)	22'-8 9/16" (6923)	1'-1 9/16" (598)			
	24" (600)	1.732H + 18'-0 7/16" (5498)	10'-5 15/16" (3199)	23'-6 13/16" (7183)	1'-1 9/16" (598)				
Up to 26'-2" (8000) with 3 Flat Steps	40" (1000)	1.732H + 16'-8 1/4" (5176)	14'-6 1/4" (4426)	9'-3 9/16" (2834)	7'-8 3/16" (2342)	22'-4 7/16" (6818)	1'-1 5/16" (338)	0'-9 3/4" (248)	3'-5 5/8" (1057)
	32" (800)	1.732H + 16'-8 1/4" (5376)	9'-11 7/16" (3034)	23'-0 5/16" (7018)	1'-9 3/16" (538)				
	24" (600)	1.732H + 18'-3 9/16" (5576)	10'-7 5/16" (3234)	23'-8 3/16" (7218)	2'-5 1/16" (738)				
26'-3" (8001) to 39'-4" (12000) 2 Flat Steps	40" (1000)	1.732H + 16'-8 1/4" (5176)	14'-6 1/4" (4426)	10'-1 13/16" (3095)	8'-8 5/16" (2649)	23'-2 11/16" (7079)	1'-1 5/16" (338)	0'-9 3/4" (248)	3'-5 5/8" (1057)
	32" (800)	1.732H + 19'-6" (5944)	10'-9 11/16" (3295)	23'-10 9/16" (7279)	1'-9 3/16" (538)				
	24" (600)	1.732H + 20'-1 15/16" (6144)	11'-5 9/16" (3495)	24'-6 7/16" (7479)	2'-5 1/16" (738)				

* For L > 60'-4 7/16" (18400mm) an intermediate support is required. Please ccontact your local Otis sales rep for details.

** For oil separator in pit add 7 7/8" (200mm) to S (pit depth)

Step Width A (mm)	Handrail Center Width B (mm)	Escalator Width C (mm)	Pit Width D (mm)	Truss Width E (mm)
40" (1000)	4'-1 1/8" (1247)	5'-0 15/16" (1548)	5'-3 3/4" (1620)	4'-11 1/16" (1500)
32" (800)	3'-5 1/8" (1044)	4'-4 15/16" (1345)	4'-7 7/8" (1420)	4'-3 1/16" (1297)
24" (600)	2'-9 1/8" (841)	3'-8 15/16" (1142)	4'-0 1/16" (1220)	3'-7 1/16" (1094)

For high deck sloped opaque design, please contact your local Otis sales rep for details.



Let's build something unique, together

From the most fashionable malls to busy city centers and everything in between, you'll find Otis escalators in the world's most iconic buildings. Put our extensive experience to work on your unique project. Otis can help you plan and install the right escalator system for your building and create an optimal service plan to keep your environment in motion. We believe your customers and tenants aren't the only ones who deserve a great experience – you do too.

LINK ESCALATORS COMPLEMENT OTHER VERSATILE OTIS EQUIPMENT

- + GEN3™ ELEVATORS**
High-performance elevator series for residential and commercial buildings
- + MOVING WALKWAYS**
Stylish and reliable moving walks for supermarkets, department stores and airports
- + SKYRISE® ELEVATORS**
Premier high-rise elevator systems



Otis is the world's leading elevator and escalator manufacturing, installation and service company. We have the industry's largest Service portfolio. Headquartered in Connecticut, USA, Otis colleagues are committed to meeting the diverse needs of our customers and passengers in all the countries and territories we operate worldwide. To learn more, visit www.otis.com and follow us on LinkedIn, Instagram, Facebook and Twitter @OtisElevatorCo.